


# JHU - SAIS DC

## Sp.17 Final Evals - NL


**Course:** SA.310.713.01.SP17: Risk Analysis and Modeling

**Instructor:** Mark White \*


### 1 - What is your degree objective?

Response Option	Weight	Frequency	Percent	Percent Responses	Means
M.A.	(1)	0	0%		
M.I.P.P.	(2)	0	0%		
M.I.E.F.	(3)	20	100%		
Ph.D.	(4)	0	0%		
Non-degree	(5)	0	0%		
				0 25 50 75 100	
<b>Return Rate</b>					
20/24 (83.33%)					


### 2 - If you are a SAIS degree student, does this course:

Response Option	Weight	Frequency	Percent	Percent Responses	Means
Fulfill a concentration requirements	(1)	9	45%		
Serve as an elective	(2)	11	55%		
				0 25 50 75 100	
<b>Return Rate</b>					
20/24 (83.33%)					


### 3 - How many classes have you missed, regardless of the reason?

Response Option	Weight	Frequency	Percent	Percent Responses	Means
0	(1)	7	35%		
1	(2)	7	35%		
2	(3)	4	20%		
3	(4)	1	5%		
4 or more	(5)	1	5%		
				0 25 50 75 100	
<b>Return Rate</b>					
20/24 (83.33%)					

### 4 - Have you participated actively in class?

Response Option	Weight	Frequency	Percent	Percent Responses	Means
Regularly	(1)	3	15%		
Sometimes	(2)	5	25%		
Rarely	(3)	11	55%		
Never	(4)	1	5%		
				0 25 50 75 100	
<b>Return Rate</b>					
20/24 (83.33%)					

### 5 - The size of this class is:

Response Option	Weight	Frequency	Percent	Percent Responses	Means
Appropriate for the subject matter	(1)	11	55%		
Too small	(2)	0	0%		
Too large	(3)	9	45%		
				0 25 50 75 100	
<b>Return Rate</b>					
20/24 (83.33%)					

# JHU - SAIS DC

## Sp.17 Final Evals - NL

**Course:** SA.310.713.01.SP17: Risk Analysis and Modeling

**Instructor:** Mark White \*

### 6 - Approximately how many hours have you spent studying or preparing for this class in a typical week?

Response Option	Weight	Frequency	Percent	Percent Responses	Means
More than 10	(1)	5	26.32%		
8-10	(2)	8	42.11%		
5-7	(3)	3	15.79%		
2-4	(4)	2	10.53%		
Fewer than 2	(5)	1	5.26%		
				0 25 50 75 100	
<b>Return Rate</b>					
19/24 (79.17%)					

### 7 - Approximately how much of the homework, readings, and assignments have you completed for this course?

Response Option	Weight	Frequency	Percent	Percent Responses	Means
All	(1)	16	80%		
Most	(2)	3	15%		
Some	(3)	0	0%		
Not Very Much	(4)	1	5%		
				0 25 50 75 100	
<b>Return Rate</b>					
20/24 (83.33%)					

### 8 - The learning objectives and the requirements of the course were clearly stated.

Response Option	Weight	Frequency	Percent	Percent Responses	Means
Strongly Agree	(5)	9	45%		4.15
Agree	(4)	6	30%		
Neutral	(3)	4	20%		
Disagree	(2)	1	5%		
Strongly Disagree	(1)	0	0%		
N/A	(0)	0	0%		
				0 25 50 75 100	Instructor
<b>Return Rate</b>	<b>Mean</b>	<b>STD</b>	<b>Median</b>		
20/24 (83.33%)	4.15	0.93	4.00		

### 9 - The methods used (lectures, group work, discussions, etc.) were effective at delivering course content.

Response Option	Weight	Frequency	Percent	Percent Responses	Means
Strongly Agree	(5)	6	30%		3.40
Agree	(4)	3	15%		
Neutral	(3)	4	20%		
Disagree	(2)	7	35%		
Strongly Disagree	(1)	0	0%		
N/A	(0)	0	0%		
				0 25 50 75 100	Instructor
<b>Return Rate</b>	<b>Mean</b>	<b>STD</b>	<b>Median</b>		
20/24 (83.33%)	3.40	1.27	3.00		

**JHU - SAIS DC**  
**Sp.17 Final Evals - NL**

**Course:** SA.310.713.01.SP17: Risk Analysis and Modeling  
**Instructor:** Mark White \*

**10 - The Blackboard resources (including Course Readings) were accessible and easy to use.**

Response Option	Weight	Frequency	Percent	Percent Responses	Means
Strongly Agree	(5)	12	60%		4.35
Agree	(4)	5	25%		
Neutral	(3)	1	5%		
Disagree	(2)	2	10%		
Strongly Disagree	(1)	0	0%		
N/A	(0)	0	0%		
				0 25 50 75 100	Instructor
Return Rate	Mean	STD	Median		
20/24 (83.33%)	4.35	0.99	5.00		

**11 - The multimedia and classroom technology resources (other than Blackboard) that were used were appropriate for this class.**

Response Option	Weight	Frequency	Percent	Percent Responses	Means
Strongly Agree	(5)	11	55%		4.35
Agree	(4)	7	35%		
Neutral	(3)	1	5%		
Disagree	(2)	0	0%		
Strongly Disagree	(1)	1	5%		
N/A	(0)	0	0%		
				0 25 50 75 100	Instructor
Return Rate	Mean	STD	Median		
20/24 (83.33%)	4.35	0.99	5.00		

**12 - The amount of assigned work (readings, problem sets, projects, papers, quizzes, tests and exams) was reasonable.**

Response Option	Weight	Frequency	Percent	Percent Responses	Means
Strongly Agree	(5)	6	30%		3.45
Agree	(4)	5	25%		
Neutral	(3)	4	20%		
Disagree	(2)	2	10%		
Strongly Disagree	(1)	3	15%		
N/A	(0)	0	0%		
				0 25 50 75 100	Instructor
Return Rate	Mean	STD	Median		
20/24 (83.33%)	3.45	1.43	4.00		

**13 - The other students in the course contributed positively to my learning experience.**

Response Option	Weight	Frequency	Percent	Percent Responses	Means
Strongly Agree	(5)	8	40%		3.95
Agree	(4)	6	30%		
Neutral	(3)	3	15%		
Disagree	(2)	3	15%		
Strongly Disagree	(1)	0	0%		
N/A	(0)	0	0%		
				0 25 50 75 100	Instructor
Return Rate	Mean	STD	Median		
20/24 (83.33%)	3.95	1.10	4.00		

# JHU - SAIS DC

## Sp.17 Final Evals - NL

**Course:** SA.310.713.01.SP17: Risk Analysis and Modeling

**Instructor:** Mark White \*

### 14 - This course enhanced my understanding of the subject matter.

Response Option	Weight	Frequency	Percent	Percent Responses	Means
Strongly Agree	(5)	9	45%		4.15
Agree	(4)	7	35%		
Neutral	(3)	3	15%		
Disagree	(2)	0	0%		
Strongly Disagree	(1)	1	5%		
N/A	(0)	0	0%		
				0 25 50 75 100	Instructor
Return Rate	Mean	STD	Median		
20/24 (83.33%)	4.15	1.04	4.00		

### 15 - My overall evaluation of the course is positive.

Response Option	Weight	Frequency	Percent	Percent Responses	Means
Strongly Agree	(5)	8	40%		4.00
Agree	(4)	5	25%		
Neutral	(3)	6	30%		
Disagree	(2)	1	5%		
Strongly Disagree	(1)	0	0%		
N/A	(0)	0	0%		
				0 25 50 75 100	Instructor
Return Rate	Mean	STD	Median		
20/24 (83.33%)	4.00	0.97	4.00		

### 16 - Please add any other comments to explain your ratings or to elaborate further on any aspect of the course.

- I think more demonstration makes our process of completing the model easier.
- I felt there was a disconnect between what we "learned" in class and what was expected of us in deliverables. I felt that all of the learning for the course happened in the final week struggling to finish the Monte Carlo model. While I now realize the benefit in the course, and can confidently say I learned something, I wish the course could be more deliberate about connecting things to the ending model, and provide more structured opportunities to learn to apply the materials to the model along the way.
- A lot of work! I spent far more time than I thought in this class but I feel like I gained a lot of useful skills.
- The course was generally good. I don't think it's necessary to print off so many pieces of paper every class.
- This class is useful and interesting in a way, but it's also quite challenging and time-demanding.
- Learning the risk model was good, but the actual in class lectures were not helpful for teaching the material. It needs to be clearer what we should get out of each class, why we're learning it, and how this should be applied to our risk model or just greater understanding of risk.

### 17 - The instructor was consistently well prepared for class.

**Mark White**

Response Option	Weight	Frequency	Percent	Percent Responses	Means
Strongly Agree	(5)	17	85%		4.85
Agree	(4)	3	15%		
Neutral	(3)	0	0%		
Disagree	(2)	0	0%		
Strongly Disagree	(1)	0	0%		
N/A	(0)	0	0%		
				0 25 50 75 100	Instructor
Return Rate	Mean	STD	Median		
20/24 (83.33%)	4.85	0.37	5.00		

**JHU - SAIS DC**  
**Sp.17 Final Evals - NL**

**Course:** SA.310.713.01.SP17: Risk Analysis and Modeling  
**Instructor:** Mark White \*

**18 - The instructor established high standards, challenged me, and encouraged me to do my best work.**

**Mark White**

Response Option	Weight	Frequency	Percent	Percent Responses	Means
Strongly Agree	(5)	13	65%	<div><div></div></div>	4.65
Agree	(4)	7	35%	<div><div></div></div>	
Neutral	(3)	0	0%		
Disagree	(2)	0	0%		
Strongly Disagree	(1)	0	0%		
N/A	(0)	0	0%		
				0 25 50 75 100	Instructor
Return Rate	Mean	STD	Median		
20/24 (83.33%)	4.65	0.49	5.00		

**19 - When appropriate, the instructor encouraged active participation in class.**

**Mark White**

Response Option	Weight	Frequency	Percent	Percent Responses	Means
Strongly Agree	(5)	12	60%	<div><div></div></div>	4.55
Agree	(4)	7	35%	<div><div></div></div>	
Neutral	(3)	1	5%	<div><div></div></div>	
Disagree	(2)	0	0%		
Strongly Disagree	(1)	0	0%		
N/A	(0)	0	0%		
				0 25 50 75 100	Instructor
Return Rate	Mean	STD	Median		
20/24 (83.33%)	4.55	0.60	5.00		

**20 - The instructor's manner of delivery clearly was effective at delivering course content.**

**Mark White**

Response Option	Weight	Frequency	Percent	Percent Responses	Means
Strongly Agree	(5)	8	42.11%	<div><div></div></div>	3.79
Agree	(4)	4	21.05%	<div><div></div></div>	
Neutral	(3)	2	10.53%	<div><div></div></div>	
Disagree	(2)	5	26.32%	<div><div></div></div>	
Strongly Disagree	(1)	0	0%		
N/A	(0)	0	0%		
				0 25 50 75 100	Instructor
Return Rate	Mean	STD	Median		
19/24 (79.17%)	3.79	1.27	4.00		

**JHU - SAIS DC**  
**Sp.17 Final Evals - NL**

**Course:** SA.310.713.01.SP17: Risk Analysis and Modeling  
**Instructor:** Mark White \*

**21 - The grading system was clearly stated and fairly applied (consider assignments, papers, quizzes, tests, and exams).**

**Mark White**

Response Option	Weight	Frequency	Percent	Percent Responses	Means
Strongly Agree	(5)	9	45%		
Agree	(4)	4	20%		
Neutral	(3)	3	15%		
Disagree	(2)	3	15%		
Strongly Disagree	(1)	1	5%		
N/A	(0)	0	0%		
				0 25 50 75 100	Instructor
Return Rate	Mean	STD	Median		
20/24 (83.33%)	3.85	1.31	4.00		

**22 - The instructor provided timely and constructive feedback on assignments.**

**Mark White**

Response Option	Weight	Frequency	Percent	Percent Responses	Means
Strongly Agree	(5)	15	75%		
Agree	(4)	5	25%		
Neutral	(3)	0	0%		
Disagree	(2)	0	0%		
Strongly Disagree	(1)	0	0%		
N/A	(0)	0	0%		
				0 25 50 75 100	Instructor
Return Rate	Mean	STD	Median		
20/24 (83.33%)	4.75	0.44	5.00		

**23 - The instructor observed the scheduled class times.**

**Mark White**

Response Option	Weight	Frequency	Percent	Percent Responses	Means
Strongly Agree	(5)	15	75%		
Agree	(4)	5	25%		
Neutral	(3)	0	0%		
Disagree	(2)	0	0%		
Strongly Disagree	(1)	0	0%		
N/A	(0)	0	0%		
				0 25 50 75 100	Instructor
Return Rate	Mean	STD	Median		
20/24 (83.33%)	4.75	0.44	5.00		

# JHU - SAIS DC

## Sp.17 Final Evals - NL

**Course:** SA.310.713.01.SP17: Risk Analysis and Modeling

**Instructor:** Mark White \*

### 24 - The instructor was available and provided the assistance I needed to succeed in the course.

Mark White

Response Option	Weight	Frequency	Percent	Percent Responses	Means
Strongly Agree	(5)	14	73.68%	<div><div></div></div>	4.74
Agree	(4)	5	26.32%	<div><div></div></div>	
Neutral	(3)	0	0%		
Disagree	(2)	0	0%		
Strongly Disagree	(1)	0	0%		
N/A	(0)	0	0%		
				0 25 50 75 100	Instructor
Return Rate	Mean	STD	Median		
19/24 (79.17%)	4.74	0.45	5.00		

### 25 - My overall evaluation of the instructor is positive.

Mark White

Response Option	Weight	Frequency	Percent	Percent Responses	Means
Strongly Agree	(5)	12	60%	<div><div></div></div>	4.55
Agree	(4)	7	35%	<div><div></div></div>	
Neutral	(3)	1	5%	<div><div></div></div>	
Disagree	(2)	0	0%		
Strongly Disagree	(1)	0	0%		
N/A	(0)	0	0%		
				0 25 50 75 100	Instructor
Return Rate	Mean	STD	Median		
20/24 (83.33%)	4.55	0.60	5.00		

### 26 - Please provide any additional comments that would be helpful regarding your instructor.

Mark White

- too many students need specific help on their project, but the only way to get help is the office hour with a long line...
- When the entire MIEF grades for the first section that I know of was a 15.5 it creates the illusion that there is a ceiling. There was not a "point"-breakdown, to be able to know where to improve if I was to do this in the future.
- Professor White has been really helpful with my models.
- Despite my issues with the class itself, Professor White was phenomenal. He is unwavering in his commitment to provide assistance to students working through the models, and was always available for help.
- Prof White is great! He is available for help whenever you might need it. While the course load is intense, the classes were enjoyable and the assignments brought everything together. Prof White is very engaging and I learned a lot within this class.
- Prof. White was a great teacher for this course. His grading on models seemed arbitrary.
- Prof.White is a great professor. But his lectures sometimes provide too much information and can be overwhelming. He really knows his stuff but can be demanding into pushing you into another level to achieve more. Always there to help during office hours or via emails, but his instructions can be overwhelming as well, it seems that he always expect more from you. (and have more faith in you than you can handle, sometimes). I think he can try to ease the coursework in terms of writing essays and provide more help in building our own models.
- I would recommend to provide more targeted topic instruction on different kinds of models, like infrastructure construction, portfolio investment, M&A valuation, etc.
- Great professor--just needs to construct the class in a clearer fashion

### 27 - TA SectionWas there one or more TA for this course?

Response Option	Weight	Frequency	Percent	Percent Responses	Means
Yes	(1)	19	95%	<div><div></div></div>	1.05
No	(2)	1	5%	<div><div></div></div>	
				0 25 50 75 100	Instructor
Return Rate	Mean	STD	Median		
20/24 (83.33%)	1.05	0.22	1.00		

# JHU - SAIS DC

## Sp.17 Final Evals - NL

**Course:** SA.310.713.01.SP17: Risk Analysis and Modeling

**Instructor:** Mark White \*

### 28 - The TA review sessions were helpful.

Response Option	Weight	Frequency	Percent	Percent Responses	Means
Strongly Agree	(5)	6	33.33%		3.72
Agree	(4)	2	11.11%		
Neutral	(3)	9	50%		
Disagree	(2)	1	5.56%		
Strongly Disagree	(1)	0	0%		
				0 25 50 75 100	Instructor
Return Rate	Mean	STD	Median		
18/24 (75%)	3.72	1.02	3.00		

### 29 - The TA was available for office hours.

Response Option	Weight	Frequency	Percent	Percent Responses	Means
Strongly Agree	(5)	10	58.82%		4.53
Agree	(4)	6	35.29%		
Neutral	(3)	1	5.88%		
Disagree	(2)	0	0%		
Strongly Disagree	(1)	0	0%		
				0 25 50 75 100	Instructor
Return Rate	Mean	STD	Median		
17/24 (70.83%)	4.53	0.62	5.00		

### 30 - The TA attended class sessions and/or was aware of what materials had been covered in lectures.

Response Option	Weight	Frequency	Percent	Percent Responses	Means
Strongly Agree	(5)	11	61.11%		4.50
Agree	(4)	5	27.78%		
Neutral	(3)	2	11.11%		
Disagree	(2)	0	0%		
Strongly Disagree	(1)	0	0%		
				0 25 50 75 100	Instructor
Return Rate	Mean	STD	Median		
18/24 (75%)	4.50	0.71	5.00		

### 31 - The TA clearly and constructively explained concepts.

Response Option	Weight	Frequency	Percent	Percent Responses	Means
Strongly Agree	(5)	10	55.56%		4.44
Agree	(4)	6	33.33%		
Neutral	(3)	2	11.11%		
Disagree	(2)	0	0%		
Strongly Disagree	(1)	0	0%		
				0 25 50 75 100	Instructor
Return Rate	Mean	STD	Median		
18/24 (75%)	4.44	0.70	5.00		



JHU - SAIS DC

Sp.17 Final Evals - NL

Course: SA.310.713.01.SP17: Risk Analysis and Modeling

Instructor: Mark White \*

32 - My overall evaluation of the TA is positive.

Response Option				Weight	Frequency	Percent	Percent Responses				Means					
Strongly Agree				(5)	10	55.56%	<div><div></div></div>				<div><div>4.44</div></div>					
Agree				(4)	6	33.33%										
Neutral				(3)	2	11.11%										
Disagree				(2)	0	0%										
Strongly Disagree				(1)	0	0%										
							0	25	50	75	100	Instructor				
Return Rate		Mean	STD	Median												
18/24 (75%)		4.44	0.70	5.00												

33 - Please add any other comments regarding your TA(s). If this course has more than one TA, please list the name of the TA for whom you wish to provide specific feedback.

- Gillian was helpful when we needed clarification about transitioning our model. Jim was extremely helpful in our final stages- I don't think we would have been able to finish the model without his help.
- All very very helpful and wonderful people.
- There are three TAs for this class, given the load of the coursework, that's understandable. I find James to be the most helpful. Really knows his stuff, and is smart and creative, he almost immediately get what you want and help you solve your problems. Mainly helpful regarding technical difficulties. Thank you James.
- I only worked with Jim and he was really helpful. Definitely appreciate all of his help.